

Career Coaches: Targeting College Access for High School Students

Career Coaches open the door to college by empowering students to make informed decisions about their career and educational plans. Currently, over 120 community college career coaches work in high schools to provide students with such services as individual or small group coaching, administration of career assessments and assistance with financial aid and early college placement programs.

“Without a career coach, most of my work preparing for college would have gone undone. Through their hard work and determination, students like me are able to open the next chapter in our lives with ease.”

~Student, Bluestone High School

Definitions

- Recent Graduates: High school students who graduated and enrolled in community college within the following academic year
- CTE program: Student declared major in career and technical (CTE) programs, including transfer related CTE programs

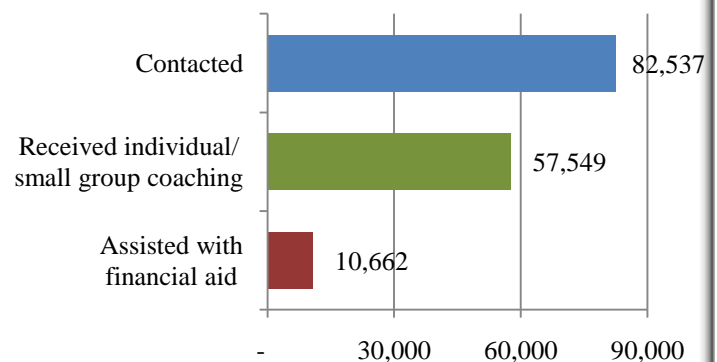
Highlights

- In 2008-09 coaches contacted over 66% of their high school population and provided individual and small group coaching to 46%
- Prior to a coach working in a high school, dual enrollments averaged 21% of the 11-12th grade population. After two years, enrollments increased to 27% and continued to increase up to 32% after 4 years
- Enrollments of recent graduates from high schools with a career coach increased from an average of 27% in the years prior to a coach to 35% after four years with a coach

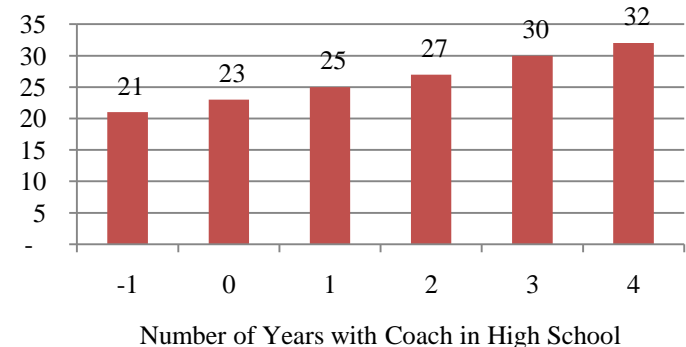
Reflections

The services and expected outcomes of the coach program are aligned with the student access and success goals of *Achieve 2015*. The VCCS plans to conduct additional analysis on other measures, including the impact of the program on developmental education and retention and credential attainment. Colleges should review their coaches' services and outcomes to assess the impact on successfully transitioning high school students into postsecondary education.

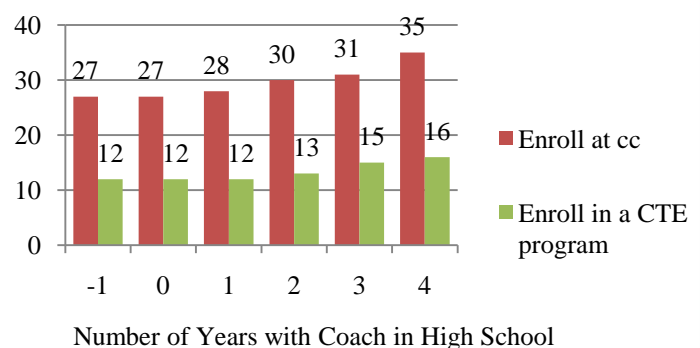
Number of High School Students Served by Career Coaches 2008-09



Percent Dual Enrollments of 11-12th Grade High School Population



Percent of Recent Graduates from High Schools Enrolled at Community College



Service and Enrollment Data by College for High Schools with a Career Coach

College	2008-09 Ind/Sm. Group Coaching*	Percent Dual Enrollments of 11-12th Grade High School Population				Percent Recent HS Graduates Enrolled at Community College			
		Years with Coach in High School				Years with Coach in High School			
		Year 0	Year 1	Year 2	Year 3	Year 0	Year 1	Year 2	Year 3
N	%	%	%	%	%	%	%	%	
Blue Ridge	982	22.1	25.1	32.3	-	24.5	27.0	24.2	-
Central Virginia	3,601	21.5	25.6	32.2	37.7	23.3	24.9	28.6	33.8
Dabney S. Lancaster	2,209	36.7	43.5	40.9	46.2	40.3	35.4	36.6	34.0
Danville	2,265	28.7	26.5	30.9	27.2	33.2	35.6	37.1	33.5
Eastern Shore	815	17.8	22.8	20.8	20.5	28.5	23.5	23.5	28.8
Germanna	931	8.4	12.1	20.6	21.8	23.9	24.0	25.6	26.3
J. Sargeant Reynolds	1,125	13.4	9.8	11.0	11.4	14.9	16.6	14.3	17.7
John Tyler	2,590	7.6	7.3	6.1	9.4	10.0	13.8	16.1	21.4
Lord Fairfax	1,324	24.9	21.9	21.0	21.6	28.6	31.9	25.8	28.6
Mountain Empire	2,615	34.8	40.1	40.6	-	39.2	39.4	40.5	-
New River	2,334	25.2	27.9	35.1	32.5	24.8	31.1	29.6	33.0
Northern Virginia	4,842	3.3	4.4	3.4	20.3	25.9	26.9	28.3	23.7
Patrick Henry	4,407	36.0	30.7	33.6	35.0	19.9	27.7	30.2	31.6
Paul D. Camp	1,417	16.7	13.1	17.1	16.3	28.0	26.6	31.3	29.7
Piedmont Virginia	3,478	30.2	29.1	30.3	19.5	20.4	23.1	23.1	25.7
Rappahannock	1,476	34.6	40.3	52.8	54.0	25.5	29.8	26.0	28.9
Southside Virginia	4,165	44.3	45.8	44.3	57.4	31.5	32.3	37.2	39.9
Southwest Virginia	3,729	23.5	32.7	35.2	38.5	56.3	50.4	49.4	52.1
Thomas Nelson	3,973	20.7	26.3	16.2	17.0	20.2	21.2	24.0	26.9
Tidewater	1,315	8.3	7.6	8.1	8.8	15.3	16.9	18.4	19.3
Virginia Highlands	2,879	25.9	27.7	33.4	35.7	39.8	39.0	38.1	40.3
Virginia Western	3,067	40.2	37.7	38.1	37.9	31.2	29.2	30.4	29.6
Wytheville	2,010	45.7	54.4	57.5	59.7	34.3	34.6	40.6	45.6
System	57,549	23.2	24.6	27.5	30.4	27.1	28.0	29.5	31.3

*Included in *Achieve 2015* access goal

-Data missing as these coaches with these colleges have not been in a high school for over three years

How Were Data Generated?

- Individual and small group coaching based on data reported by coaches in the career coach annual report
- High school data for graduates based on “*High School Graduates and Completers*” reports and 11-12th grade population based on “*Fall Membership*” reports provided through the Virginia Department of Education http://www.doe.virginia.gov/statistics_reports/index.shtml
- Dual enrollments determined through VEE semester files for those students enrolled in dual enrollment academic plans (041, 042, and 043)
- Recent high school graduates enrolling at community college determined based on the high school graduation date provided in the VCCS student application and subsequent enrollment within one year (enrollment in summer, fall, or spring after graduation)
- Excludes career and technical education centers as data on high school enrollments, high school graduates and community college enrollments are unavailable for these schools
- Data are summarized at the college level based on high schools located in the college’s service area and not by the college where a high school student enrolls

For More Information

Visit <http://www.vccs.edu/studentsuccess> to learn more about student success.